


GRAND LAKE GOLF COURSE

ONE to NINE

The first nine

1

Dogleg right 215 yds to corner, driving range O.B right.




2

Blind drive. Tee shot should be 210 yards. Trouble right & left. Fairway bunker right side 220 yards from tee.



3

Par three, plays approximately one less club. (Downhill)




4

Bunker right is 200 yds out. Green has ridge in middle bisecting green.




5

Tee shot should favor left side. Trouble both left and right of the green.




6

Sharp dogleft left. Club selection is very important. Gamble or play safe.




7

Par three, plays shorter than yardage.




8

Straightaway tee shot. Long hitters should favor left side. Blind second shot.



9

Severe dogleft left. Tee shot should be approximately 210 yds. Good hole to play safe.



ALL YARDAGES ARE MEASURED FROM BLUE TEES.

PACE OF PLAY: 2:10 PER 9 HOLES.


GRAND LAKE GOLF COURSE

TEN TO EIGHTEEN

The second nine

10

Severe dogleg left. Play safe 200 yards. Tee shot favors left side.




11

Difficult par 3 - play hard.

12

Dogleg left reachable in two. Trouble left & right.




13

Tee shot should favor right side. Blind lake on left side 190 yards out.

14

A breather - 250 yds to dogleg. Big hitters be wary - small blind hazard left 300 yards out.


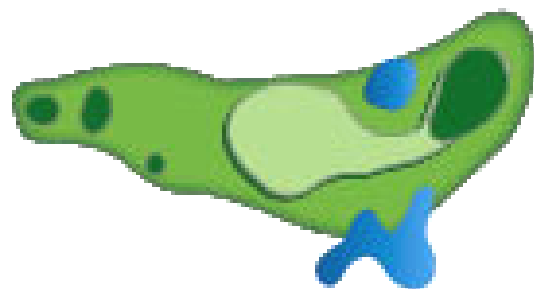


15

Difficult hole! Need distance & accuracy. Landing widens over hill - favor the left side.

16

Two tiered green. Play it safe on the right side. Club selection is critical for hole located on the left side of the green.



17

Short par 4 tee shot: 210 yards. You can gamble here but penalty can be severe.

18

Par 5 not reachable by design. 200 yard tee shot. 180 yard second shot. Good view of green. Water front left & center.



ALL YARDAGES ARE MEASURED FROM BLUE TEES.

PACE OF PLAY: 2:10 PER 9 HOLES.