


# GRAND LAKE GOLF COURSE

## ONE to NINE

### *The first nine*

**1**

Dogleg right 215 yds to corner, driving range O.B right.

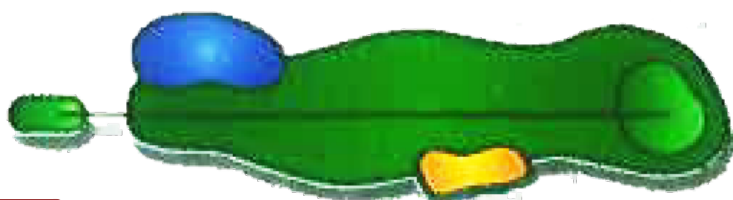


**2**

Blind drive. Tee shot should be 210 yds. Trouble right & left.

**3**

Par three, plays approximately one less club. (Downhill)




**4**

Bunker right is 200 yds out. Small green elevated on the left side.

**5**

Tee shot should favor left side. Trouble both left and right of the green.



**6**

Sharp dogleft left. Club selection is very important. Gamble or play safe.

**7**

Par three, play shorter than yardage. You must gauge the downhill.



**8**

Straightaway tee shot. Long hitters should favor left side. Blind second shot.

**9**

Severe dogleft left. Tee shot should be approximately 210 yds. Good hole to play safe.



ALL YARDAGES ARE MEASURED FROM BLUE TEES.

PACE OF PLAY: 2:10 PER 9 HOLES.


# GRAND LAKE GOLF COURSE

## TEN TO EIGHTEEN

### *The second nine*

**10**

Severe dogleg left. Play safe 200 yards. Tee shot favors left side.

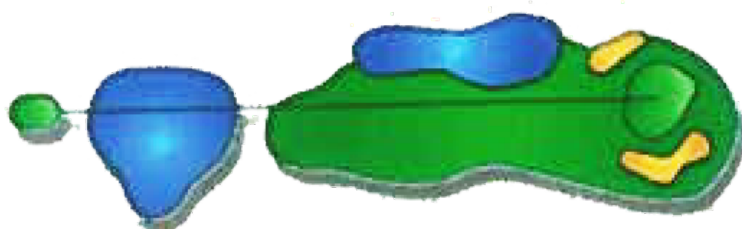



**11**

Difficult par 3 play hard.

**12**

Severe dogleg left at end. Possible to reach in two. Trouble left & right.





**13**

Tee shot should favor right side. Blind lake on left side 190 yards out.

**14**

A breather - 250 yds to dogleg. Big hitters be wary - small blind pond 300 yds out.





**15**

Difficult hole! Need distance & accuracy. Landing widens over hill - favor the left side.

**16**

Two tier green. Play it safe on the right side. Club selection is critical for pins located on the left side of the green.




**17**

Short par 4 tee shot: 210 yards. You can gamble here but penalty can be severe.

**18**

Par 5 not reachable by design. 200 yard tee shot. 180 yard second shot. Good view of green. Water front left & right.



ALL YARDAGES ARE MEASURED FROM BLUE TEES.

PACE OF PLAY: 2:10 PER 9 HOLES.